

HANDS ON English 1



saar[®]
EDUCATION (I) PVT. LTD.

© SAAR Education (I) Pvt. Ltd., Mumbai. All rights reserved. No part of this book may be copied or reproduced, adopted, abridged or translated, stored in any retrieval system, computer system, photographic or other system or transmitted in any form by any means without prior written permission of the copyright holders, M/s SAAR Education (I) Pvt. Ltd., Mumbai. Any breach will entail legal action and prosecution without further notice.



Mumbai (Head Office):

4940/1B, Dhobiwadi, Dr. Jaykar Marg,
Opp. Datta Mandir, Thakurdwar, Mumbai-400002, India
(t) +91-22-22076960 / 63 (f) +91-22-22064683 / 84

Noida (Corporate Office):

B-66, Sector-80, Noida, U.P. - 201306 India
(t) +91-120-4201396 (f) +91-120-4201397

Printed at: India Binding House, Noida (U.P.)

Preface

Ripples Semester Series is designed in accordance with the requirement of the latest curriculum prescribed by the National Curriculum Framework of NCERT to help primary-level students of CBSE-affiliated schools.

It is a semester series that caters to the needs of students from Grade I to 5. The syllabus has been divided into two semesters - I and II.

Lessons are structured around everyday themes, so that students can study the lessons in context of real life through their own hands-on experiences. Research has shown that children learn: 10% of what they READ, 20% of what they HEAR, 30% of what they SEE, 50% of what they HEAR & READ, 70% of what they SAY and 90% of what they DO!

The main objective has been to help them develop life skills related to the subjects so that they can adjust with their surroundings and their milieu a lot better.

There is an added activity by the name 'Fun Time', three 'Review Sheets' and 'Assessment' at the end of each Semester.

We have followed the integrated approach while preparing this series so that we can provide the children the opportunity to stimulate and enhance their aptitude and skills.

SAAR believes in imparting knowledge that is transferrable to daily life, is fun to learn and helps to acquire values. The core structure focuses on both scholastic and co-scholastic activities.

The idea of this series is to arouse an educated awareness among students; and develop them as Inquirers, Thinkers, Communicators & Risk-takers with tasks based on-

- Conceptualisation (Knowledge & Understanding)
- Reflection (Observation & Review)
- Application (Relate to Real Life)
- Connection (Transfer Knowledge across Subjects)

The course structure also assists in sensitising children to be self aware and develop positive attitude towards life & environment. The students can be evaluated according to the following skills:

- | | | | | |
|--------------------|---|-------------|--------------|-------------|
| • Life Skill | : | Thinking | Social | Emotional |
| • Attitude towards | : | Schoolmates | Teachers | Environment |
| • Values | : | Discipline | Care & Share | Respect |

A Walkthrough of the 'Hands On English Series'

HANDS ON is a primary school level academic programme governed by the principles of **Experiential Learning**. These learnings have been addressed in the following way:

1 My Family

Let's Get Started

Photographs capture moments and helps to keep the memories of our family and friends, close to our heart. We all make and keep albums for memory.

Do you like to look at photos and talk about them? Who are the important members of your family and in your circle of friends? Find out about your family and friends in your album.

Key Words


housewife : a married woman whose main occupation is to manage home and take care of the family

cousins : children of uncles and aunts

vet : a person who treats sick or injured animals

house help : a person who helps the family members with the household work

Hello, my name is **Ami**.
Let me show you my family photos.



Let's Get Started
pre-reading activity

Key Words
to comprehend meaning of new words

5. Which is your favourite fruit? Find out the season in which it grows.

Let's Listen

Read aloud the words given below, and listen to the long and short vowel sounds for letter 'u'. Then circle the words with the short vowel sound /u/ as in 'cut'.

use	music	umbrella	up	unicorn
uncle	ugly	blunt	hut	unit

Let's Speak

Read the conversation between Mrs Roy and Rony.

Mrs Roy: What do you do?
Rony: I am a bus driver. I drive a bus.
What do you do?
Mrs Roy: I am a teacher. I teach children in school.

Now, along with your partner, practise a similar conversation by replacing the underlined words with words from the table below.

A doctor	looks after sick and injured people
A carpenter	makes objects out of wood
A farmer	grows crops
A singer	sings songs
An actor	acts in plays

Let's Answer

A Fill in the blanks with the correct words from the lesson.


- It was a shining purple _____.
- It had a small _____.
- _____ too.
- The _____ had an orange bicycle.
- _____ checked the seat.

B Complete the following lines from the story.

- It had two big wheels and _____.
- 'Sir, could you please _____? It is wobbling.'
- 'We can take it _____,' said Tara.

C Read the extracts given below and answer the questions that follow:

- After some time, Rohit stopped riding. He got down from his bicycle.
 - Who stopped riding?
 - What did he do after stopping?
- Tara and Rohit went to the cycle repair shop. They met a mechanic.
 - Where did Rohit and Tara go?
 - Whom did they meet?
- 'Sir, could you please fix this seat?'
 - Who said the above words to whom?
 - What had to be fixed?



HOTS
1. What would you do if your bicycle breaks down?
2. Which part of the bicycle helps you stop it?

HOTS
to encourage lateral thinking

Let's Answer
comprehension questions

Let's Listen
practice of phonics and listening skills

Let's Speak
to develop speaking and spelling skills

Let's Read

There is a distinct difference between using 'May I?' and 'Can I?'

May refers to seeking or giving permission.

Can refers to asking about or stating one's capability to do something.

Often not just children but grown-ups too mix up the usages that result in speaking incorrect English.

Watch this excellent video to learn more:
<https://youtu.be/swUxjHVKNOQ>

It is very important to use both of them correctly.

Let's Write

What is an acrostic poem?

An acrostic poem is said to be a type of poetry where the first, last, or other letters in a line spell out a particular word or a phrase. The word or phrase can be a name, a thing, or any other word.

For example: SITA

S mart
 I ntelligent
 T alented
 A ctive

Now, write an acrostic poem about any classmate. Share it with the class.

Let's Build Grammar

Proper Nouns

We have learnt about proper nouns in the previous class.

A proper noun names a particular person, place, animal, or thing.

For example: Muralidhar, Rajagopal

Let's Build Grammar

contextual grammar with definition, examples & exercises

Let's Build Vocabulary

vocabulary building tasks

13

Let's Read

reading skill tasks

Let's Write

to hone writing skills

- d. The sky _____ blue.
 e. It _____ a rainy day.

2. Match the sentences with the pictures.

- My teddy is cuddly.
- The pillow is fluffy.
- These grapes are sour.
- The bags are light.
- The road is narrow.

a.



b.



c.



d.



e.



Let's Build Vocabulary

Write the names of the months that can be associated with pictures given below.



Did You Know?

Vacations can be a good opportunity for learning lot of interesting things. During vacations we meet more people and make new friends. A short vacation is called a holiday.



Let's Do

List the things that you would pack in your bag for a vacation.



Values and Life Skills

to hone co-scholastic abilities & inculcate values in children

Let's Do

learning by doing

Weblinks

interesting internet links

Values and Life Skills

Your grandparents are often lonely. You like to spend time playing with your friends. Do also plan sometime specifically to spend with your grandparents each week. Discuss in the class the activities you can plan for with them.

Weblink

Know more by clicking the following link:
<https://www.youtube.com/watch?v=MTteKESRzyg>

91

Contents

1. My Family.....	1
Fun Time	9
2. The Fox and the Grapes	10
Fun Time	18
3. Days of the Months	19
Revision 1	21
4. My Favourite Season—Spring Season!.....	22
Fun Time	29
5. The Happy Snail.....	30
Fun Time	38
6. Teddy Bear, Teddy Bear	39
Revision 2	42
7. The Foolish Dog.....	45
Fun Time	53
8. Mother’s Kitchen	54
Fun Time	61
9. The Coconut Tree.....	62
Revision 3	64
Evaluation 1	67
10. A Birthday Gift	70
Fun Time	77
11. It’s Holiday Time.....	78
Fun Time	86

12. Everyone Has A Name	87
Revision 4	88
13. Fred is Lost	90
Fun Time	97
14. First Grade Rocks	98
Revision 5	100
15. The Forest on the Hill	101
Fun Time	108
16. At the Zoo	109
Revision 6	111
Evaluation 2	113

SAAR Education
Be Safe

Skill-Content Mapping

Sr.No	Name of Lesson	Page No.	Genre	Values	Grammar	Pronunciation and Spelling rules	Writing Skill	Speaking Skills
1.	My Family	1	Short Story	Dignity of Work, Family and Relationships	Nouns		Listing, Constructing short sentences, Fill in the blanks	Articulation of ideas
2.	The Fox and the Grapes	10	Fable	Importance of Hard-work in achieving your goal	Articles, Nouns: Singular and Plural		Sentence construction, Fill in the blanks and Short answers	Quiz
3.	Days of the Month	19	Short Story	Awareness of seasons, time and days	Poetic License		Short Answers and Multiple Choice Questions	Recitation
4.	My Favourite Season - Spring Season!	22	Short Story	Kindness and Sensitivity	Pronouns: Singular and Plural	Introduction to phonic sounds: Short and Long Vowel and Consonant	Short Answers and Multiple Choice Questions	Oral Presentations
5.	The Happy Snail	30	Short Story	Key to success: Determination and Consistency	Demonstrative nouns, Singular and Plurals	Phonic Sounds 'u'	Short Answers and Multiple Choice Questions	Conducting a conversation
6.	Teddy Bear, Teddy Bear	39	Poem	Importance of Discipline	Poetic License	Rhyme and Rhythm	Short Answers	Recitation
7.	The Foolish Dog	45	Fable	Greed is a vice	Pronouns: Singular and Plural Verbs: Affirmative and Negative	Phonic Sounds 'o'	Short answers and blanks	Recitation

Sr. No	Name of Lesson	Page No.	Genre	Values	Grammar	Pronunciation and Spelling rules	Writing Skill	Speaking Skills
8.	Mother's Kitchen	54	Drama	Importance of Gratitude and Helpfulness	Verbs: 'Be'	Consonant Digraphs	Recipe Writing	Conducting a conversation
9.	The Coconut Tree	62	Poem	Appreciating the bounties of nature	Pronouns: Singular and Plural	Rhyme and Rhythm	Recipe Writing, Reference to Context Constructing interrogative sentences	Recitation
10.	A Birthday Gift	70	Short Story	Gratitude and Sharing: The importance of timely mending and repair	Tenses: Simple Present (Affirmative, Negative and Irregular)	'th' sounds	Thank you note, Fill in the blanks, Crossword	Communication and Dialogue
11.	It's Holiday Time	78	Short Story	Constructing sentences and short answers	Adjectives 'Be' verbs: is and are	'oo' sounds: short and long vowel sounds	Listing, Fill in the blanks, Short answers	Dialogue Writing
12.	Everyone has a Name	87	Poem	Self-awareness	Appreciating poetry and poetic licence	Rhyme and Rhythm	Short answers	Recitation
13.	Fred is Lost	90	Short Story	Importance of being obedient	Demonstrative Adjectives	'r- controlled' vowel sounds, blends	Short answers, Notice Writing	Oral Discussion
14.	First Grade Rocks	98	Poem	Capability and Responsibility	Poetic Licence	Rhyme and Rhythm	Short answers	Recitation
15.	The Forest on the Hill	101	Short Story	Importance of Rules	Prepositions of place	Diphthong vowel sounds	Short answers, Diary Entry, Writing Rules	Skit
16.	At the Zoo	109	Poetry	Kindness	Poetic Licence	Rhyme and Rhythm	Short answers	Dumb-charades and mimicry

SAAR Education
Be Safe

1

My Family



Let's Get Started



Photographs capture moments and helps to keep the memories of our family and friends, close to our heart. We all make and keep albums for memory.

Do you like to look at photos and talk about them? Who are the important members of your family and in your circle of friends? Find out about your family and friends in your album.

Key Words

housewife : a married woman whose main occupation is to manage home and take care of the family

cousins : children of uncles and aunts

vet : a person who treats sick or injured animals

house help : a person who helps the family members with the household work

Hello, my name is **A**mi.
Let me show you my family photos.





This is my pet cat,
Cutey.



This is my baby brother.
His name is Bob.



That is my pet dog,
Dixy.



This is Edward.
He is my father.
He is a great football player.



This is my mother.
She is a housewife.
Her name is Isabelle.



That is a photo of my
grandfather, Joy, and my
grandmother, Kate.



Leena, Mona and Nancy are my **cousins**.



Oliver, Pinky and Quincy are my friends.

These are photos of my uncle and aunt.

Uncle **Ross** is a **sports teacher**.

Aunt **U**MBER is a **vet**.



We celebrate all festivals together with great happiness. I love to decorate the gift **box**. Our driver, **Yusuf**, and our **house help**, **Zeenat**, also stay with us and we treat them with much love and care.



Let's Do

Pick any one family member and make a small fun scrapbook on his/her life. Ask about his/her birthday, few experiences, favourite things etc., and put in notes, pictures and so on. This is a great way to bond with a family member.



Let's Answer

A Put a tick (✓) in the box in front of the sentences that are correct.

1. Bob is Ami's sister.
2. Dixy is a dog.
3. The family likes to celebrate festivals together.
4. Ami's father is a pilot.
5. Ami's mother is a housewife.

B Choose the correct word from the options given.

1. Ami has _____ cousins. (five/six/three)
2. Cutey is a _____. (dog/cat)
3. Uncle Ross is a/an _____. (engineer/sports teacher)
4. A person who helps us with household chores is a _____ . (driver/house help)

C Oral Discussion.

1. By looking at Ami's family pictures, identify the eldest and the youngest member in her family?
2. Name Ami's grandfather and grandmother.

D Answer the following questions.

1. What does Ami's father do?
2. What does Ami's mother do?
3. Who are Ami's friends?



HOTS

Do you like a big family or a small family? Give two reasons for your choice.



Let's Listen

Read aloud the words given below, and listen to the long and short vowel sounds for the letter 'i'. Then circle the words with the short vowel sound /i/ as in 'kit'.

is	ice	this	sing	ring
iron	link	like	sink	miss
drink	fish	sit	bin	light
his	king	pink	kite	lip



Let's Speak

Shown below is a basket with many things in it. How many of the things in the basket do you like? Check what Ami says about her likings.



I like the cookies and the bananas.



Did You Know?

- May 5 is celebrated as the International Family Day.



Let's Write

We all want to know about your family. Use the words given in the box to write three sentences about your family.

like together love care eat sister brother

Three sets of horizontal lines for writing sentences.

Let's Build Grammar

Alphabetical Order

Arrange the following words in an **alphabetical order** in the blanks provided below. The first one has been done for you.

box	gate	egg	lamp	parrot
camel	nest	watch	queen	table
axe	yak	rabbit	snow	frog

<i>axe</i>				
_____	_____	_____	_____	_____
_____	_____	_____	_____	_____
_____	_____	_____	_____	_____



Noun

A noun is a naming word. It is the name of a person, place, animal or thing. Examples: Mona, fox, Mumbai, grapes etc.

Underline the nouns in the sentences. The first one has been done for you.

1. This is my dog.
2. I live in India.
3. This is my football.

Dog is the name of an animal, India is the name of a place, football is the name of a thing. Such words are called **naming words**.

The name of any place, animal, person or thing is called a naming word or a noun.

1. Underline the nouns in the following sentences:

- a. This is a table.
- b. This girl is my friend.
- c. It is a dog.
- d. We live in a big city.
- e. I love oranges.

2. Colour the nouns that identify people with **blue**, animals with **red**, places with **green** and things with **yellow**.

car	cow	mother	boy	park	aunt	bread	mall
cup	teacher	owl	school	apple	sugar	farm	girl



Let's Build Vocabulary

Fill in the letters to find out the names of the animals and match the animal names to the correct pictures. The first one has been done for you.



ant



b_a

o

ee



e_eph__t



Let's Do

Do you know how to make a family tree? Look at this picture. Put your family pictures to personalise this family tree. Make it colourful and attractive using your imagination.



Values and Life Skills

Would you paste a picture of your house help in the above family tree? State the reason for your answer.



Weblink

Learn more about families by watching this song and discuss with your friends.

<https://www.youtube.com/watch?v=3xqqj9o7TgA>

Fun Time

My Family Members

1. Make a list of your family members and write their birthdays. Also write their favourite colours and foods. Complete the table given below.



Name	Birthday	Favourite Colour	Favourite Food

2. In Hindi, you call your maternal grandparents 'Nana Ji' and 'Nani Ji'. Discuss with your parents and write down names of some relations. How do you address them in your mother tongue?

2

The Fox and the Grapes



Let's Get Started

Have you ever been denied something you really like? What was it? How did you feel? Why do you think your parents said no?

Key Words

- grapevine** : a climbing plant on which grapes grow
bunch : a number of things together
mouth-watering : very tasty
ripe : fully grown and ready to be eaten
sour : a taste (*like lemon or vinegar*)

It was a hot summer afternoon. A fox was walking through a forest. He was very hungry. So, he was looking around for something to eat.

The fox saw a **grapevine**. A **bunch** of grapes was hanging from the vine. The grapes looked **mouth-watering**.

‘The grapes look **ripe** and sweet!’ said the fox. He wanted to eat the grapes.





The fox jumped up to grab them. But the vine was on a tall branch. He couldn't reach the grapes.

The fox jumped again and again.

But the grapes were just too far. He couldn't reach them at all.

After some time, the fox became tired and sad. So he said, 'These grapes must be **sour**.'



The hungry fox soon forgot all about the grapes. He went to look for something else to eat.

Moral of the story: It's easy to dislike what you cannot have!



Let's Answer

A Fill in the blanks with the correct words from the lesson.

1. A fox was walking through a _____.
2. He was very _____.
3. He was looking around for something to _____.
4. A bunch of _____ was hanging from the vine.



B Answer the following questions.

1. Who was walking through the forest?

2. What was he looking for?

3. What looked mouth-watering?

4. What did the grapes look like?

5. What is the moral of the story?



HOTS

Why did the fox think that the grapes were sour at the end of the story?

What is a female fox called?



Let's Listen

1. Read aloud the words given below, and listen to the long and short vowel sounds for letter 'e'. Then circle the words with the short vowel sound /e/ as in 'beg'.

bet	bead	beat	bed
red	get	egg	bear
neat	feat	met	elbow



2. Now, listen and say the following words aloud. Pay attention to the /e/ sound.

bed	bet	get
set	let	pet
egg	leg	red



Let's Speak

Work in pairs and tell your partner what is happening in the picture. Then, take turns to talk about the picture in class.



Quick Tips

a, e, i, o and *u* are called vowels.

The rest of the letters in the alphabet: *b, c, d, f, g, h, j, k, l, m, n, p, q, r, s, t, v, w, x, y* and *z* are called consonants.



Let's Write

Look at the pictures. Use words from the help box to write a sentence for each picture. One has been done for you as an example.

eating	cooking	reading
swimming	singing	dancing

1.



The boy is eating.

2.




3.



4.



5.



6.





Let's Build Grammar

Article

A and **an** are called indefinite articles.

A is used before a singular noun that starts with a consonant sound. Examples: a bat, a hat, a mat, etc.

An is used before a singular noun that starts with a vowel sound. Examples: an ant, an elephant, an eye, etc.

Write down the correct article a/an in the given space.

___ umbrella	___ balloon	___ ice-cream	___ cousin
___ kite	___ engineer	___ lion	___ orange

Article : 'The'

'**The**' is used when we talk about a definite or a particular object or person.

Example: There was a fox. **The** fox was very hungry.

In the first sentence, we use 'a' before 'fox'. In the second sentence, we are talking about the particular fox which was referred to in the earlier sentence. Therefore, we use '**the**'.

Example: **The** man standing outside my house wore a long coat. In this example, we are talking about a specific man, so we use '**the**'.

Fill in the blanks with the correct articles, a, an, the.

1. _____ dog walked onto a bridge. _____ dog looked under _____ bridge.
2. _____ woman in pink is my mother.
3. I ate _____ egg and _____ sandwich for breakfast.

4. Rita is _____ girl standing next to my uncle.
 5. My uncle owns _____ apple orchard.

Noun: Singular or Plural

A naming word can be one or more than one in number.
 A noun that refers to only one thing is called a **singular** noun.

Examples: month, friend, forest, etc.

A noun that refers to more than one thing is called a **plural** noun.

Examples: months, friends, forests, etc.











We can change a singular noun into a plural noun by adding 's' to the singular noun.

Examples: pot - pots, forest - forests, etc.

We add 'es' to the singular form of nouns ending with s, x, sh and ch.

Examples: bunch - bunches, fox - foxes, class - classes, fish - fishes, gas - gases etc.

1. Write the plural forms of the nouns given below by adding 's' or 'es' to the word. One has been done for you.

- a.  pen = pens b.  season = _____
 c.  jar = _____ d.  net = _____
 e.  month = _____ f.  fox = _____
 g.  garden = _____ h.  dish = _____
 i.  bus = _____ j.  glass = _____

2. Colour the singular words **red**. Colour the plural words **green**.



table	dresses	branch	matches	foxes	chair	tables	door
doors	dog	match	dress	chairs	fox	branches	dogs



Let's Do

Let's play an interesting game called, 'Name, Place, Animal, Thing'. In this game, at each turn you are given a particular letter and you need to write one name, place, animal and thing starting with the same letter. If any of the words matches with the word of another person in a group, then points are cancelled. Points are given accordingly. It is a fun game that also helps you to learn many new words. So play on!

Name	Place	Animal	Thing
<i>Ami</i>	<i>Agra</i>	<i>Ape</i>	<i>Apple</i>



Values and Life Skills

What would you have done if you were in the place of the fox?



Weblink

Watch the story 'The Fox and the Grapes' on the web link:
<https://www.youtube.com/watch?v=OkZp4eH04c8>

Fun Time

The Fox & the Grapes

1. Answer the following questions from the fable 'The Fox and the Grapes'.



Describe the fox.

Why does the fox want the grapes?

Handwriting practice area with five horizontal dotted lines for writing the answer to 'Describe the fox.'

Handwriting practice area with five horizontal dotted lines for writing the answer to 'Why does the fox want the grapes?'

Can you think of another ending for the story?

What is the moral of the fable?

How does this help you in your life?

Handwriting practice area with five horizontal dotted lines for writing the answer to 'Can you think of another ending for the story?'

Handwriting practice area with five horizontal dotted lines for writing the answer to 'What is the moral of the fable?'

Handwriting practice area with five horizontal dotted lines for writing the answer to 'How does this help you in your life?'

2. All of us love listening to stories. Ask any of your elders in the family to narrate to you another story that has a fox as the main character. Try pasting the images in your scrapbook. Discuss with your friends and see what stories they have.